

## Features and Benefits

- **Overclocked to 17 MHz readout**  
Industry fastest frame rates; 56 fps full frame.
- **EX2 Technology**  
Extended QE response
- **TE cooling to -100°C**  
Critical for elimination of dark current detection limit
- **Fringe Suppression**  
Reduced etaloning in NIR
- **OptAcquire**  
Optimize the highly flexible iXon for different application requirements at the click of a button
- **Count Convert**  
Quantitatively capture and view data in electrons or incident photons. Real-time or post-processing
- **Optically Centred Crop Mode**  
(Live cell super resolution mode)  
Continuous imaging with fastest possible frame rate from centrally positioned ROIs; 569 fps with 128 x 128 ROI. Highly enabling for live cell super-resolution and much, much more.
- **RealGain™**  
Absolute EMCCD gain selectable directly from a linear and quantitative scale
- **EMCAL™**  
Patented user-initiated self-recalibration of EM Gain
- **Direct Data Access**  
Camera Link output port to facilitate direct access to data for 'on the fly' processing.
- **Spurious Noise Filters**  
Intelligent algorithms to filter clock induced charge events from the background. Real time or post-processing
- **iCam**  
The market-leading exposure time fast-switching software
- **UltraVac™ \*1**  
Critical for sustained vacuum integrity and to maintain unequalled cooling and QE performance, year after year. With 7 year vacuum warranty
- **Selectable amplifier outputs – EMCCD and conventional**  
'2 in 1' flexibility. EMCCD for ultra-sensitivity at speed, conventional CCD for longer acquisitions
- **Superior Baseline Clamp and EM stability**  
Quantitative accuracy of dynamic measurements
- **USB 2.0**  
Universal plug and play capability
- **Built-in C-mount compatible shutter**  
Easy means to record reference dark images



## The market leading back-illuminated EMCCD, now accelerated to 56 fps.

The new iXon Ultra platform takes the popular back-illuminated 512 x 512 frame transfer sensor and overclocks readout to 17 MHz, pushing speed performance to an outstanding 56 fps (full frame), whilst maintaining single photon sensitivity and quantitative stability throughout. New Optically Centred Crop Mode unlocks unparalleled frame rate performance from centrally located ROIs, ideal for the particular speed and sensitivity requirements of super-resolution microscopy.

The iXon Ultra maintains all the advanced performance attributes that have defined the industry-leading iXon range, such as deep vacuum cooling to -100°C, extremely low spurious noise, and Andor's patented EM gain recalibration technology (EMCA™). Count Convert functionality allows real time data acquisition in units of electrons or incident photons and OptAcquire facilitates one-click optimization of this versatile camera to a variety of application conditions.

Additional new features of the iXon Ultra include plug and play USB connectivity, a lower noise conventional CCD mode and an additional Camera Link output, offering the unique ability to directly access data for 'on the fly' processing, ideally suited to data intensive applications such as adaptive optics or super-resolution microscopy.

## Specifications Summary \*2

Active pixels	512 x 512
Pixel size (W x H)	16 x 16 µm
Active area pixel well depth	180,000 e <sup>-</sup>
Gain register pixel well depth	800,000 e <sup>-</sup>
Maximum readout rate	17 MHz
Frame rate	56 - 11,074 fps
Read noise	< 1 e <sup>-</sup> with EM gain
Maximum cooling	-100°C

## System Specifications <sup>\*2</sup>

Sensor QE options	#BV: Back Illuminated, standard AR coated BVF: Back Illuminated, standard AR coated with fringe suppression UVB: Back Illuminated, standard AR with additional lumogen coating #EX: Back illuminated, dual AR coated EXF: Back illuminated, dual AR coated with fringe suppression
Fringe Suppression	Available on EX2 and BV sensor options
Active pixels	512 x 512
Pixel size	16 x 16 $\mu\text{m}$
Image area	8.2 x 8.2 mm with 100% fill factor
Minimum temperature, air cooled, ambient 20°C <sup>*3</sup> Recirculator liquid cooling, coolant @ 22°C, >0.75l/min Chiller liquid cooling, coolant @ 10°C, >0.75l/min	-80°C -95°C -100°C
Thermostatic Precision	$\pm 0.01^\circ\text{C}$
Digitization	16 bit @ all readout speeds
Triggering	Internal, External, External Start, External Exposure, Software Trigger
System window type	#BV and BVF sensors: UV-grade fused silica, 'Broadband VIS-NIR', wedged UVB sensor: UV-grade fused silica, 'Broadband VUV-NIR', unwedged #EX, EXF sensors: UV-grade fused silica, 'Broadband VUV-NIR', wedged (other options available)
Blemish specification	Grade 1 sensor from supplier. Camera blemishes as defined by Andor Grade A <a href="http://www.andor.com/learning-academy/ccd-blemishes-and-non-uniformities-black-pixels-and-hot-pixels-on-a-ccd-sensor">www.andor.com/learning-academy/ccd-blemishes-and-non-uniformities-black-pixels-and-hot-pixels-on-a-ccd-sensor</a>
PC Interface	USB 2.0
Lens Mount	C-mount
Direct Data Access	Camera Link 3-tap output

## Advanced Performance Specifications <sup>\*2</sup>

Dark current and background events <sup>*4,5</sup>		
Dark current ( $e^-/\text{pixel}/\text{sec}$ ) @ -80°C		0.00030
Dark current ( $e^-/\text{pixel}/\text{sec}$ ) @ -100°C		0.00015
Spurious background (events/pix) @ 1000x gain / -85°C		0.0018
Active area pixel well depth		180,000 $e^-$
Gain register pixel well depth <sup>*6</sup>		800,000 $e^-$
Pixel readout rates	Electron Multiplying Amplifier Conventional Amplifier	17, 10, 5, 1 MHz 3, 1 & 0.08 MHz
Read noise ( $e^-$ ) <sup>*7</sup>	Without Electron Multiplication	With Electron Multiplication
17 MHz through EMCCD amplifier	89	< 1
10 MHz through EMCCD amplifier	65	< 1
5 MHz through EMCCD amplifier	37	< 1
1 MHz through EMCCD amplifier	15	< 1
3 MHz through conventional amplifier	9.6	-
1 MHz through conventional amplifier	5.3	-
80 kHz through conventional amplifier	2.7	-
Linear absolute Electron Multiplier gain	1 - 1000 times via RealGain™ (calibration stable at all cooling temperatures)	
Linearity <sup>*8</sup>	Better than 99.9%	
Vertical clock speed	0.3 to 3.3 $\mu\text{s}$ (variable)	
Timestamp accuracy	10 ns	

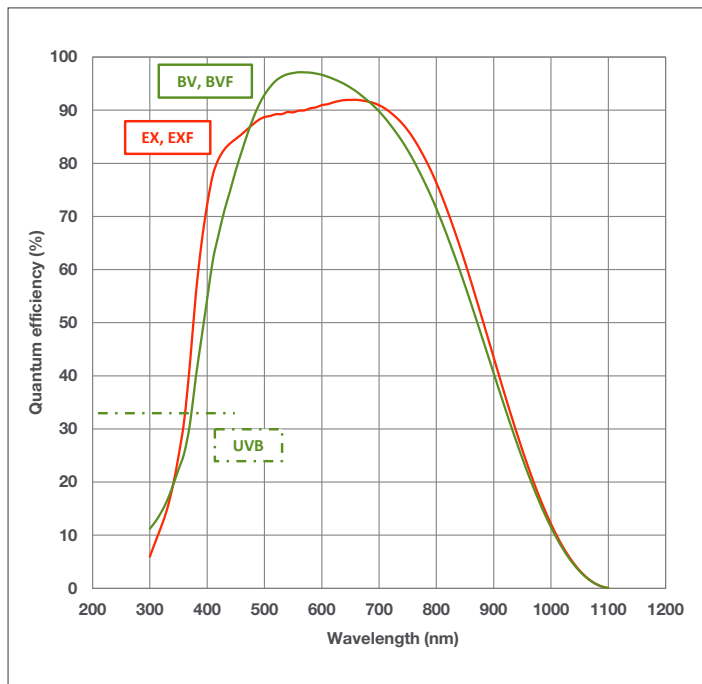
## Frame Rates (Standard Mode) <sup>\*9</sup>

Binning	Array size						
	512 x 512	256 x 256	128 x 128	64 x 64	512 x 100	512 x 32	512 x 1
1 x 1	56	110	212	397	277	704	2,857
2 x 2	109	210	394	699	503	1,136	-
4 x 4	206	385	680	1,099	840	1,613	-

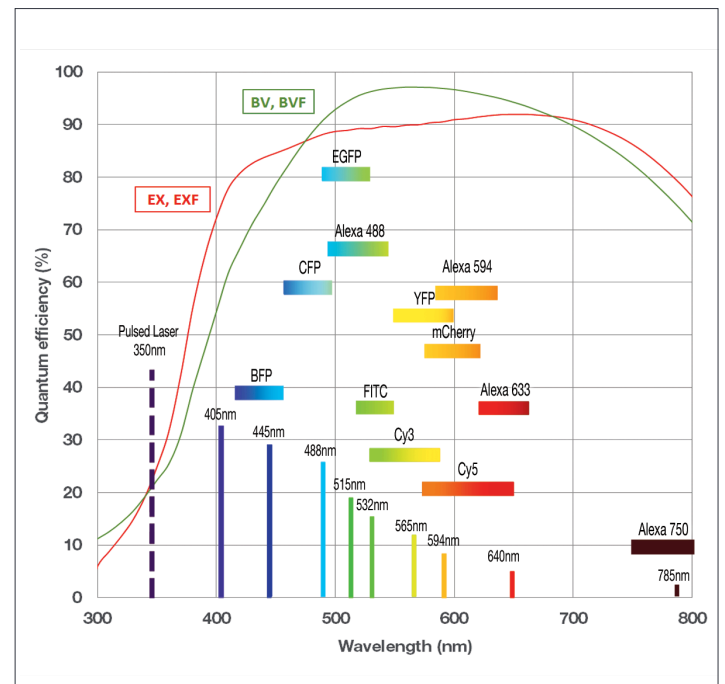
## Frame Rates (Crop Mode) - Optically Centred frame rates in brackets <sup>\*9</sup>

Binning	Array size						
	256 x 256	128 x 128	64 x 64	32 x 32	512 x 100	512 x 32	512 x 1
1 x 1	111 (174)	595 (569)	1,433 (1,492)	3,532 (3,024)	296	857	11,074
2 x 2	215 (329)	1,085 (1,014)	2,433 (2,329)	5,325 (4,054)	570	1,589	-
4 x 4	402 (594)	1,802 (1,662)	3,577 (3,237)	6,579 (5,252)	1,050	2,682	-

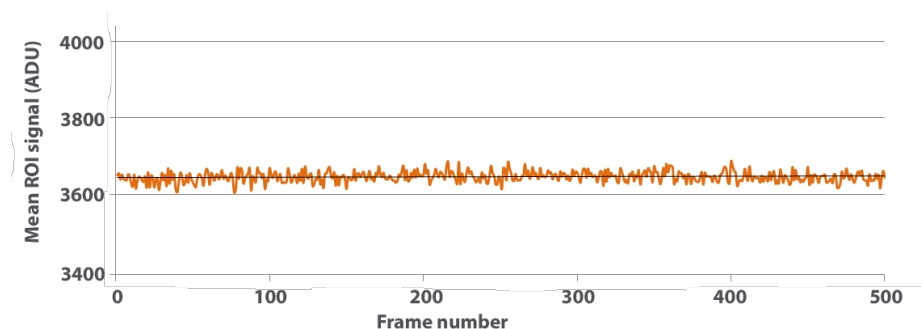
## Quantum Efficiency Curves <sup>\*10</sup>



## QE v Fluorophores Curve



## Stability Plot




EM Gain stability in the iXon Ultra 897 @ 55 fps.  
500 frame kinetic series; frame transfer (overlapped)  
acquisition; 17.8 ms exposure time; x300 EM gain.

## Creating The Optimum Product for You



DU-897U-CS0-**EXF**  
example shown

### Step 1. Choose the sensor type option



Description	Code	Description	Code
Back-illuminated, standard AR coated	#BV	Back-illuminated, EX2 dual AR coated	#EX
Back-illuminated, standard AR coated with fringe suppression	BVF	Back-illuminated, EX2 dual AR coated with fringe suppression	EXF
Back Illuminated, standard AR with additional lumogen coating	UVB		

### Step 2. Select an alternative camera window (optional)



Camera Window

The standard window has been selected to satisfy most applications. However, other options are available. The alternative camera window code must be specified at time of ordering.

To view and select other window options please refer to the '[Camera Windows Supplementary Specification Sheet](#)' which gives the transmission characteristics, product codes and procedure for entering the order. Further detailed information on the windows can be found in the Technical note – '[Camera Windows: Optimizing for Different Spectral Regions](#)'.

### Step 3. Select the required accessories



Accessories

Description	Order Code
Optomask accessory, used to mask unwanted sensor area during Crop Mode acquisition.	OPTMSK-L/OPTMSK-OC-L
Re-circulator for enhanced cooling performance	XW-RECR
Oasis 160 Ultra compact chiller unit	ACC-XW-CHIL-160
C-mount to Nikon F-mount adapter	OA-CNAF
C-mount to Olympus adapter	OA-COFM
C-mount to T-mount adapter	OA-CTOT

### Step 4. Select the required software



Software

The iXon Ultra 897 requires one of the following software options:

**Solis Imaging** A 32-bit and fully 64-bit enabled application for Windows (7, 8 and 10) offering rich functionality for data acquisition and processing. AndorBasic provides macro language control of data acquisition, processing, display and export.

**Andor SDK** A software development kit that allows you to control the Andor range of cameras from your own application. Available as 32 and 64-bit libraries for Windows (7, 8 and 10), compatible with C/C++, C#, Delphi, VB6, VB.NET, LabVIEW and Matlab. Linux SDK compatible with C/C++.

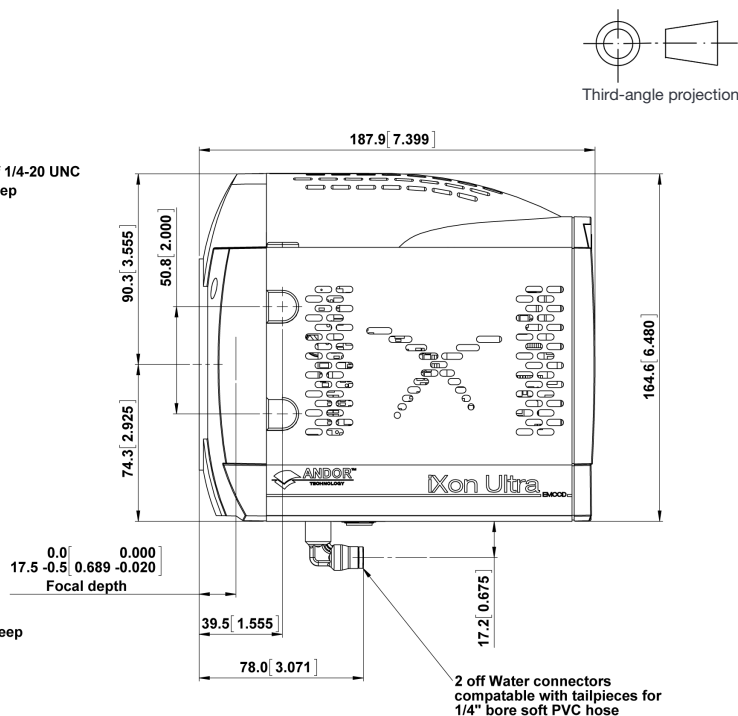
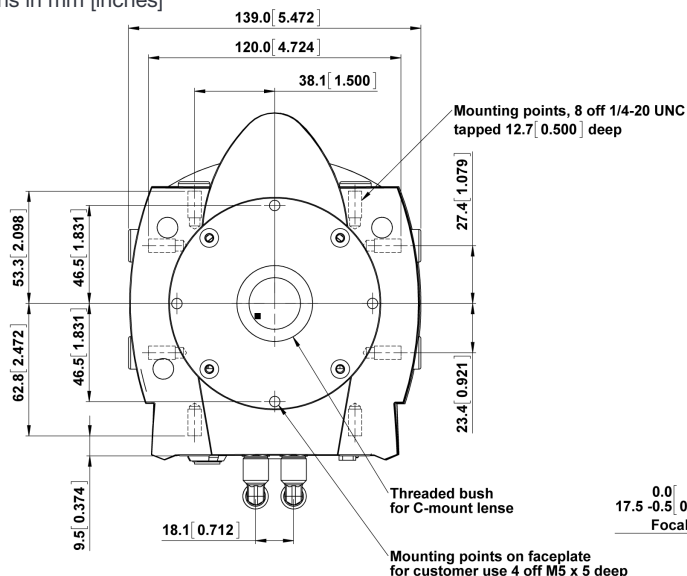
**Andor iQ** A comprehensive multi-dimensional imaging software package. Offers tight synchronization of EMCCD with a comprehensive range of microscopy hardware, along with comprehensive rendering and analysis functionality. Modular architecture for best price/performance package on the market.

#### Third party software compatibility

Drivers are available so that the iXon range can be operated through a large variety of third party imaging packages. See Andor web site for detail: [andor.com/software](http://andor.com/software)

## Product Drawings

Dimensions in mm [inches]

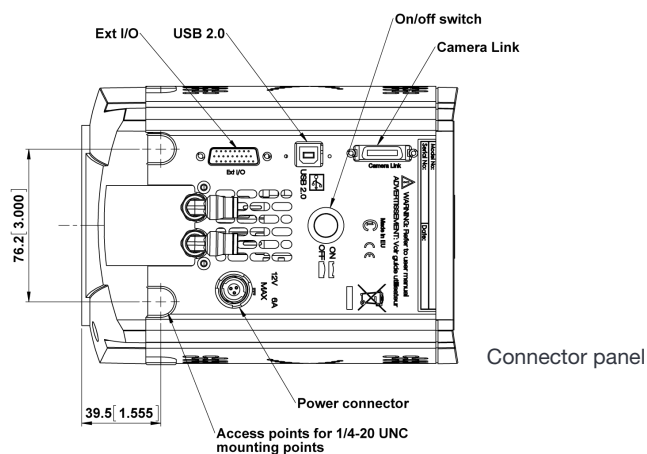


■ = position of pixel 1,1

Weight: 3.7 kg [8 lb 3 oz]

### iXon Ultra 897 Power Requirements

- Power Input: +12 VDC  $\pm$  5% @ 6 A
- Power Consumption: 72 W max
- Ripple and noise: 120 mV max (peak-peak 0 - 20 MHz)
- External Power Supply: 100 - 240 VAC 50/60 Hz



## Connecting to the iXon Ultra

### Camera Control

Connector type: USB 2.0

### Logic

Connector type: 26 way D Type with 8 programmable digital inputs or outputs for control and sensing of up to 8 external device

### Camera Link Out

Base 3-tap output (MDR 26 connector). Used as a parallel output for embedded applications.

### Minimum cable clearance required

90 mm

## Typical Applications

Single molecule detection	Cell Motility
Super resolution (PALM, STORM)	Whole genome sequencing
TIRF microscopy	FRET / FRAP
Spinning disk confocal microscopy	Fluorescence Correlation Microscopy (multi-beam)
Vesicle trafficking	Microspectroscopy / Hyperspectral imaging
Selective/single plane illumination microscopy (SPIM)	Lucky astronomy
Ion signalling (Calcium flux)	Adaptive Optics
Voltage sensitive dyes	Single Photon Counting



## Order Today

Need more information? At Andor we are committed to finding the correct solution for you. With a dedicated team of technical advisors, we are able to offer you one-to-one guidance and technical support on all Andor products. For a full listing of our local sales offices, please see: [andor.com/contact](http://andor.com/contact)

### Our regional headquarters are:

#### Europe

Belfast, Northern Ireland  
Phone +44 (28) 9023 7126  
Fax +44 (28) 9031 0792

#### Japan

Tokyo  
Phone +81 (3) 6732 8968  
Fax +81 (3) 6732 8939

#### North America

Concord, MA, USA  
Phone +1 (860) 290 9211  
Fax +1 (860) 290 9566

#### China

Beijing  
Phone +86 (10) 8271 9066  
Fax +86 (10) 8271 9055

### Items shipped with your camera:

- 1x Andor ACZ-03463: 2m Multi I/O timing cable, offering Fire, External Trigger, Shutter and Arm
- 1x 3m USB 2.0 cable Type A to Type B
- 1x Power supply with mains cable
- 1x Quick launch guide
- 1x CD containing Andor user manuals

### Footnotes: Specifications are subject to change without notice

1. Assembled in a state-of-the-art cleanroom facility, Andor's UltraVac™ vacuum process combines a permanent hermetic vacuum seal (no o-rings), with a stringent protocol to minimize outgassing, including use of proprietary materials.
2. Figures are typical unless otherwise stated.
3. Full Frame readout, fastest unbracketed vertical shift speed with no vertical clock amplitude boost
4. The dark current measurement is averaged over the sensor area excluding any regions of blemishes.
5. Using Electron Multiplication the iXon is capable of detecting single photons, therefore the true camera detection limit is set by the number of 'dark' background events. These events consist of both residual thermally generated electrons and Clock Induced Charge (CIC) electrons (also referred to as Spurious Noise), each appearing as random single spikes above the read noise floor.  
A thresholding scheme is employed to count these single electron events and is quoted as a probability of an event per pixel. Acquisition conditions are full resolution and max frame rate (17 MHz readout; frame-transfer mode; 0.5 μs vertical clock speed; x 1000 EM gain; 10 ms exposure; -85°C).
6. The EM register on CCD97 sensors has a linear response up to ~400,000 electrons and a full well depth of ~800,000 electrons.
7. Readout noise is for the entire system. It is a combination of sensor readout noise and A/D noise. Measurement is for Single Pixel readout with the sensor at a temperature of -75°C and minimum exposure time under dark conditions. Under Electron Multiplying conditions, the effective system readout noise is reduced to sub 1 e<sup>-</sup> levels.
8. Linearity is measured from a plot of counts vs. exposure time under constant photon flux up to the saturation point of the system.
9. All measurements are made at 17 MHz pixel readout speed with 0.3 μs vertical clock speed. It also assumes internal trigger mode of operation. Frame rates shown are for 'Corner Tethered' ROIs, with 'Optically Centred' ROI frame rates shown within brackets.
10. Quantum efficiency of the sensor at 25°C, as supplied by the sensor manufacturer.

### Recommended Computer Requirements:

- 3.0 GHz single core or 2.6 GHz multi core processor
- 2 GB RAM
- 100 MB free hard disc to install software (at least 1 GB recommended for data spooling)
- USB 2.0 High Speed Host Controller capable of sustained rate of 40MB/s
- 10,000 rpm SATA hard drive preferred for extended kinetic series
- Windows (7, 8 and 10) or Linux

### Operating & Storage Conditions

- Operating Temperature: 0°C to 30°C ambient
- Relative Humidity: < 70% (non-condensing)
- Storage Temperature: -25°C to 50°C

### Power Requirements

- Please refer to page 5

